

**ZOLL AED 3™**

**ZOLL®**



*Even Better Support  
**For Rescuers***



## Beyond the AED Plus

In 2002, ZOLL® launched the AED Plus® defibrillator with Real CPR Help® real-time CPR Feedback to let rescuers know, for the first time ever, when they are doing high-quality CPR. Today more than half a million AED Plus automated external defibrillators (AEDs) are empowering rescuers around the world with the best support when treating a victim of cardiac arrest.

Introducing a new defibrillation platform from ZOLL that builds on our reputation for providing rescuers with unmatched support plus a low total cost of ownership: The ZOLL AED 3™.

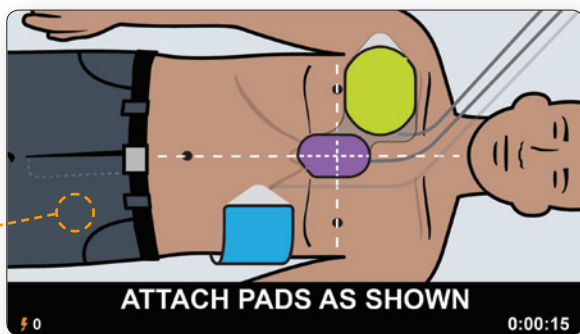
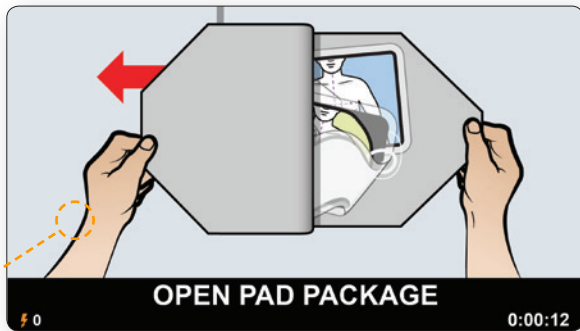


## WiFi-enabled Programme Management Onboard

Lives are not saved by AEDs alone. People save lives using an AED, and saving lives requires confident rescuers using an AED that has a working battery and pads that have not expired.

Real CPR Help instils confidence by guiding rescuers' compressions to the right rate and depth. Programme Management Onboard™ instils further confidence by ensuring your AED is ready to go when needed. Register your AED 3 online with ZOLL's PlusTrac™ AED Programme Management System via computer or mobile device. Then easily link your AED 3 to your local WiFi. Now that your AED 3 is cloud-connected, Programme Management Onboard regularly reports current status to PlusTrac as part of every automatic self-test.

If your AED 3 ever detects a failure, or even fails to report on time, PlusTrac lets you know immediately via e-mail. AED users can now experience continuous worry-free AED readiness in a single solution. No need for people to inspect and report status. Only with the AED 3, there is no extra hardware or software purchase required. And at no cost for the first full year.



Clear, colourful graphic images combine with audio prompts to step you easily and precisely through the rescue.



Log in to PlusTrac for current AED status, including expiry dates for the battery and pads, tracking the training of your rescuers and scheduling e-mail reports that are sent on a regular basis.

The immediate initiation of CPR can double or quadruple survival from cardiac arrest.

– 2015 ERC Guidelines, p. 83.



## CPR Required

The latest Guidelines from resuscitation councils worldwide are clear: successful defibrillation must be supported with high-quality CPR. The AED's first heart analysis is critical. If it calls for no shock, only high-quality CPR can lead to a shockable rhythm on the next heart analysis. If the first analysis does call for a shock, once it's delivered, the stunned heart desperately needs blood as it tries to reorganise and regain its natural beat. Only high-quality CPR can supply a struggling heart with the oxygenated blood needed to restore a normal rhythm.

- *Compress the chest at a rate of at least 100-120 min<sup>1</sup> with as few interruptions as possible.*
- *Compress to a depth of at least 5 cm but not more than 6 cm.*

– 2015 ERC Guidelines, p.88.

## Knowledge Is Power

But what is high-quality CPR? The ERC Guidelines call for chest compressions at a rate of at least 100 per minute at a depth of at least 5 cm. So how can rescuers know when they are in compliance? They should not have to guess. They should know, and that knowledge may well give them the power to save a life.

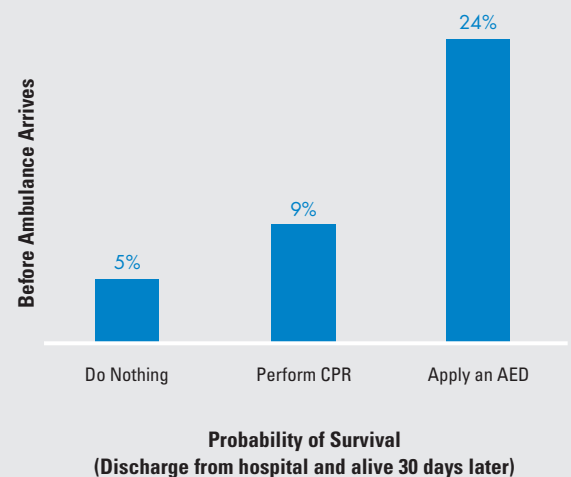
Only an AED that provides real-time CPR feedback for rate and depth of compressions can deliver the best support to save a life.

The CPR hand-placement landmark senses your chest compressions and lets the AED see the depth of each compression.

# THE CASE FOR AEDS

## Survival Increases with Early Intervention

Research shows that the probability of survival goes up dramatically when CPR is performed and when an AED is applied before an ambulance arrives.<sup>1</sup>



## Where Is the AED?

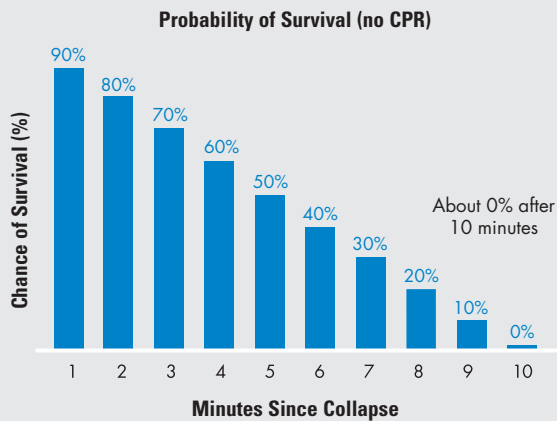
Too often, the answer is, "We don't have one." Sadly, the same research that demonstrated a nearly fivefold increase in survivability (from 5% to 24%) when an AED is used, also showed that an AED is available only 2% of the time.

<sup>1</sup>Weisfeldt ML, et al. *J Am Coll Cardiol.* 2010;55(16):1713-20.

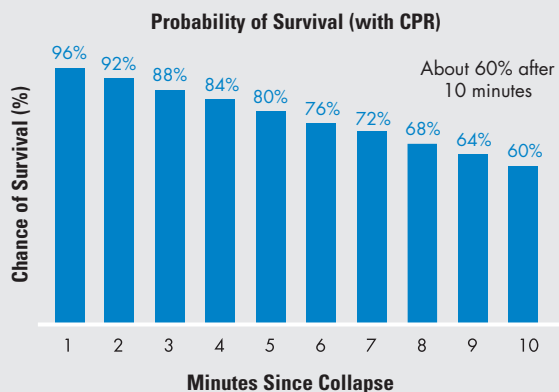
# THE CASE FOR CPR

## Quality Buys Time

The ERC's latest Guidelines note that if bystanders do nothing for a collapsed victim, the chance of survival drops about 10% every minute.<sup>2</sup>



But if bystanders can immediately begin CPR and keep it up, the chance of survival only drops 3% to 4% per minute.<sup>2</sup> At that rate, approximately 10 minutes after collapse, the chance of survival remains at about 60%.



<sup>2</sup>ERC Guidelines for Resuscitation 2015. Resuscitation. 2015;95:83.

## Professional Technology for Everyone

Like the AED Plus that preceded it, and all of ZOLL's professional defibrillators, the AED 3 is equipped with Real CPR Help technology to help lay rescuers perform high-quality CPR. The sensor in the pads lets the AED see your chest compressions so it can guide you to the proper rate and depth with prompts and an on-screen bar gauge.

## How It Works

- The CPR Uni-padz™ Electrodes sense and report the motion of rescuers' chest compressions to the AED 3.
- During an adult rescue, audio and text prompts let rescuers know when to "Push harder" and when they are doing "Good compressions."
- The compression depth bar gauge shows rescuers the depth of each compression in real time.
- The metronome detects compressions and encourages rescuers to compress at a rate of at least 100 compressions per minute.

## Sooner Is Better

At 8 seconds with a fresh battery, the AED 3 is among the fastest at delivering a shock after chest compressions stop.\* Research shows that minimizing time to shock after the CPR cycle ends may improve survival.<sup>4</sup> The 2015 ERC Guidelines note, "The delay between stopping chest compressions and delivery of the shock (the pre-shock pause) must be kept to an absolute minimum; [any] delay will reduce the chances of the shock being successful."<sup>5</sup>

<sup>4</sup>Snyder DE, et al. *Crit Care Med.* 2004;32(9) Supplement:S421-S424.

<sup>5</sup>ERC Guidelines for Resuscitation 2015. Resuscitation. 2015;95:20.



Directive CPR feedback devices are useful for compression rate, depth, release and hand position.

– 2015 ERC Guidelines, p.5.



## Leading Technology. Reasonable Cost.

Once installed, the AED 3 costs significantly less than almost any other AED to maintain. Because the CPR Uni-padz can defibrillate both children and adults, there are no special pads to buy and regularly replace to be ready to rescue a child. And because the CPR Uni-padz and the battery both last five years, replacing disposables is easier and less expensive over time. Longer lasting, fewer replacements, lower costs.

No other AED's paediatric pads last 5 years. No other AED lets rescuers rescue a child at the push of a button, and replace pads and battery only once in the first 10 years of service.



## Ready for Tomorrow

The AED 3 is easy to use, easy to maintain and reliable because it has the latest technology onboard.

- You can reconfigure it, upgrade software to the latest Guidelines, and download event data files easily using the interactive touchscreen and onboard USB port.
- Orient it the way you need it in a rescue: lay it flat like most AEDs, or stand it upright for the same easy viewing available in most professional defibrillators.
- Use it in two successive rescues and retain both event data files for later download.
- Activate multiple languages.
- Rely on its ruggedness. The AED 3 passes the one-meter drop test and has an IP55 rating for dust and water ingress.
- Choose which shock technology is right for your rescuers: the standard AED 3 semiautomatic model for rescuers who want to control shock delivery, or the AED 3 *Automatic* model for automatic shock delivery after a three-second countdown.



The AED 3 *Automatic* delivers the shock automatically after a three-second countdown. No need to push the Shock button.



The AED 3 battery lasts up to 5 years, regularly reports its status to Programme Management Onboard and can be easily assessed from the touchscreen in Management Mode.



Pre-connected CPR Uni-pads are ready for rescue with simple pull tabs and a pair of scissors for fast electrode placement.



Plug a memory stick into the USB port to download rescue event data, upload a new configuration or upgrade software.

**FROM** PlusTrac Support 22.4.15  
PlusTrac: AED Passed test... Inbox



## Heard from Your AED Lately?

Every AED programme manager lives with the fear an AED may not be ready when needed. The battery may lack power. Pads might be expired. Electronic components might fail. Did my AED pass the last self-test?

Can you ever know an AED is ready to rescue?

Until now, having someone regularly check and report the status of every AED has been the typical solution. The AED 3 redefines how you manage your AED with ZOLL's exclusive Programme Management Onboard.

## The Cloud Changes Everything

Programme managers can now use their local WiFi network to remain permanently cloud-connected to the ZOLL PlusTrac AED Programme Management System. If your AED 3 ever fails a self-test, it will let you know immediately by email.

Let the AED 3 do all the worrying, while you enjoy worry-free readiness.



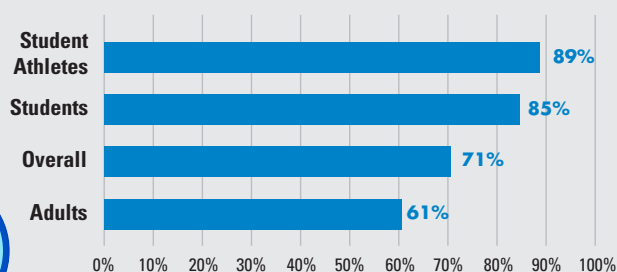
Configure the AED 3 to link with PlusTrac in the cloud after every automatic self-test. Get an immediate email for a failed or overdue self-test, along with daily or weekly status reports.

# THE CASE FOR PROGRAMME MANAGEMENT

## AED Programmes Pay Off

The *British Journal of Sports Medicine* published an article showing that U.S. high schools that have implemented AED programmes for rescue readiness experience an overall survival rate of 71%.<sup>6</sup>

Survival Rates for 2,045 U.S. High Schools over a Two-year Period



The authors conclude that "High school AED programmes demonstrate a high survival rate for students and adults who suffer sudden cardiac arrest on school campus. School-based AED programmes are strongly encouraged."

<sup>6</sup>Drezner JA, et al. *Br J Sports Med.* 2013;47:1179-1183.



## Even Better Support During a Rescue

The AED 3 takes the best support for rescuers during a rescue to the next level with:

- Real CPR Help that can see your chest compressions during CPR to let you know when you're doing high-quality CPR.
- Shock delivery 8 seconds after stopping CPR for a more effective shock.\*
- Constant metronome at a rate of at least 100 compressions per minute to comply with the latest Guidelines.
- Universal CPR Uni-padz for push-button selection of Child rescue using the Child button on the front of the AED 3.
- Scissors attached to CPR Uni-padz for easy removal of clothing.
- Dual orientation (upright or flat) for the best visibility in a rescue.
- On-screen CPR cycle countdown timer to let you know time remaining in this cycle.
- On-screen display of elapsed rescue time and number of shocks delivered for critical information that EMS personnel will need to know on arrival.
- Rescue accessory pack containing non-latex gloves, barrier mask, razor, paper towel and towelette.
- High-resolution full-colour graphic images and text accompany all audio prompts for easy understanding of what to do next.

\*On the AED 3 *automatic*, the pre-shock pause time is 5 seconds longer due to warning to stand clear of patient and shock countdown before delivery.

**ADVANCING RESUSCITATION. TODAY.®**

ZOLL Medical Corporation | 269 Mill Road | Chelmsford, MA 01824, USA | +1-978-421-9655 | [www.zoll.com](http://www.zoll.com)

Copyright © 2016 ZOLL Medical Corporation. All rights reserved. Advancing Resuscitation. Today., PlusTrac, CPR Uni-padz, Programme Management Onboard, Real CPR Help, ZOLL AED 3 and ZOLL are trademarks or registered trademarks of ZOLL Medical Corporation in the United States and/or other countries. All other trademarks are the property of their respective owners.

Printed in U.S.A.  
MCN PP 1410 0068-05

For subsidiary addresses and fax numbers, as well as other global locations, please go to [www.zoll.com/contacts](http://www.zoll.com/contacts).

**ZOLL®**