



System 2450™ Electrosurgical Unit (ESU)


The System 2450™ is simple on the outside, yet sophisticated and powerful on the inside, providing innovation in an easy-to-use format.



CLEARVIEW™
SMOKE EVACUATION SYSTEM



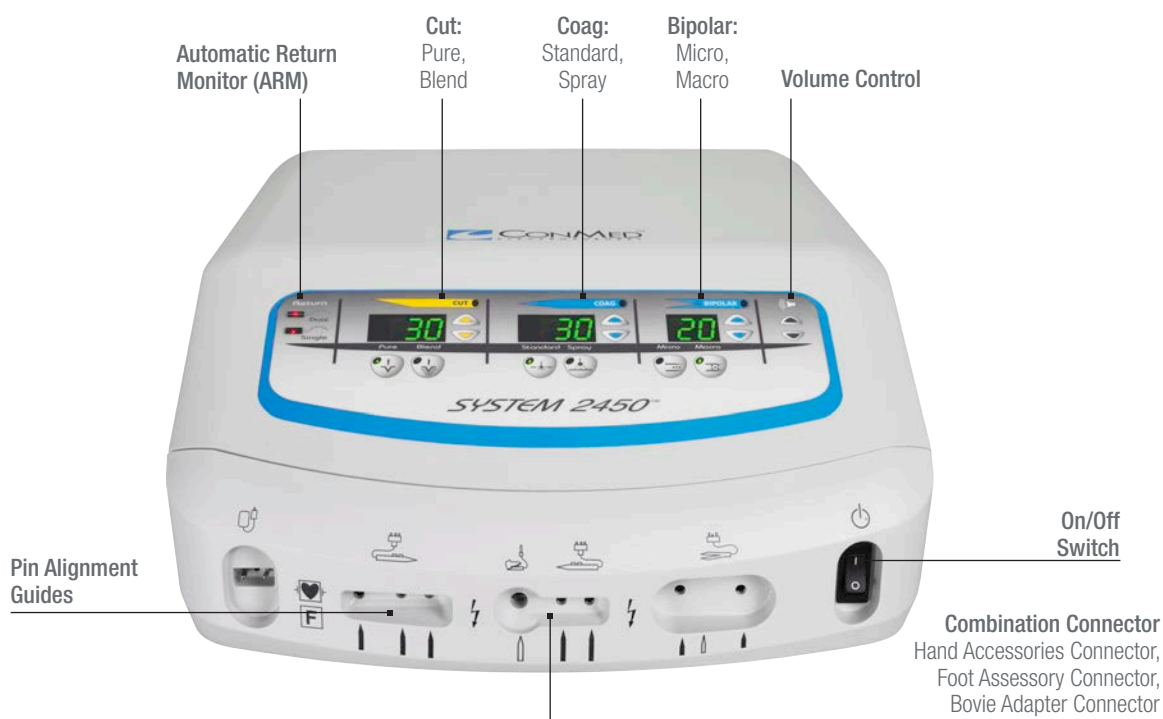
AIRSEAL® SYSTEM
INSUFFLATION MANAGEMENT



HELIXAR™ ESU
WITH ARGON BEAM COAGULATION



To learn more about these and other innovative products, call 1800 238 238 or visit CONMED.com



Simple Yet Sophisticated

Dynamic Response Technology

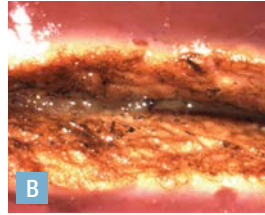
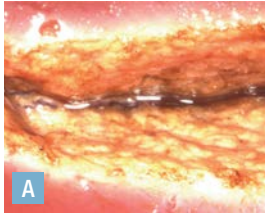
The System 2450™ incorporates CONMED's Dynamic Response technology. Dynamic Response reacts to changes in tissue in less than 1 millisecond ensuring the delivery of the desired amount of power while limiting the chances of thermal damage to surrounding tissue. Generators without Dynamic Response can produce more arcing and potentially more damage to the surrounding area.

Safety:

Patient safety is always a priority. The System 2450 ESU features CONMED's Automatic Return Monitor (ARM) technology designed to alert the operating room staff if the patient/grounding pad contact is compromised when used with compatible dual pad dispersive electrodes. ARM helps to reduce the risk of pad site burns.

When a properly functioning single dispersive electrode is connected to the System 2450, the ARM verifies the connections between the ESU, the dispersive electrode cable, and the dispersive electrode.

SYSTEM 2450™ ESU



Comparison of pure cut at 50 watts on bovine liver.

A. CONMED's System 2450 ESU

B. Increased charring occurs with competitive ESU

System 2450™ Features

- Smooth cutting through different tissue types, offering both Pure Cut for scalpel-like cuts and Blend for hemostasis while cutting
- Coagulation for both dissection and hemostasis. Choose either Standard Coag for dissection with hemostasis or Spray Coag for broader hemostasis
- Precise bipolar dessication provides efficient dessication with minimal lateral thermal tissue damage. Choose between Micro for fine and precise coagulation, and Macro for energy intensive coagulation
- Automatic programming restores the System 2450 to the last settings used
- One handswitch/footswitch combination jack and a separate handswitch jack allows for connection of multiple accessories
- Serial interface port enables advanced communications between the System 2450 and compatible robotic surgical systems or OR integration systems





SYSTEM 2450™
ESU

Ordering Information

Description	Catalogue Number
System 2450™ ESU, 230-240V	60-2450-230
System 2450™ Cart	60-7152-001
Monopolar Footswitch with 15 ft. cable	60-6700-001
Footswitch, bipolar, splash proof, 10 Foot Cord	60-5103-001

Customer Service:
P:1800 238 238
E: csaustralia@conmed.com
W: CONMED.com

ConMed
4/10 Rodborough Rd,
Frenchs Forest, NSW,
2086